


## MediSys Telehealth Quick Reference Patient Guide

[Spanish](#) [Chinese Simplified](#) [Chinese Traditional](#)

### Accessing your MyChart Account

1. You can access your MyChart account from the MyChart App available from your App Store or by browsing to <https://mychart.medisys.org/MyChart>.

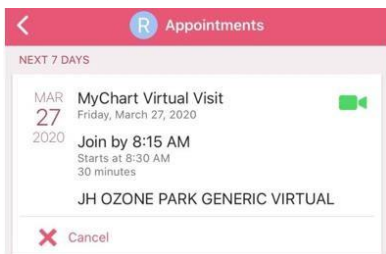


2. Search for MediSys Health Network as your healthcare provider and login.

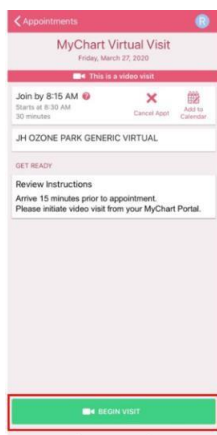


### Beginning your Telehealth Visit

1. Click on Appointments and select your upcoming Virtual Visit appointment.



2. Click Begin Visit to connect to your visit.



### Important Things to Know

Video visits allow providers to interact with a patient from home or on the go through live audio and video like a regular office visit.

Patients are not required to have an active MyChart account to connect to video visit.

Please join meeting 15 minutes prior to your scheduled appointment time.

Supported browsers: Chrome, Firefox, Microsoft Edge or Safari.

Internet Explorer is not supported.

iOS devices must use Safari

Please contact (718) 206-5988 or email [mychartsupport@medisyshealth.org](mailto:mychartsupport@medisyshealth.org) for assistance.

MyChart® is a registered trademark of Epic Systems Corporation